

Release notes

Summary

This document contains the updates included in Clinic version 4.210, Manage version 3.130, the Medical content version 1.141 and also an accessibility statement for the Patient application. The changes are expected to be launched to production on the 4th of February.

Patient application

1 Accessibility statement

This document (attached as a PDF in the Release notes email sent out to customers) provides a detailed overview of the current accessibility status of our Patient app, covering both the web and native apps. Our goal is to offer a transparent view of where the app currently stands in terms of accessibility, as well as which areas still require improvement.

We have prepared this statement using a structured template to make it easier for you to assess the app's compliance with accessibility standards. The document highlights the remaining gaps in accessibility and can be used to inform your own accessibility communications.

Summary of our accessibility work

Attached is the latest update of our accessibility status for the patient app. Over the past year, we have resolved several previously widespread issues. Most of the remaining issues are isolated, and we are actively working to address all identified gaps, with a priority on those that have the greatest impact on users.

Accessibility work is an ongoing effort, and we remain committed to continuously improving the apps. We conduct annual audits in collaboration with Axess Lab and follow an iterative process to ensure consistent progress.

Review brand colors and contrast

We encourage you to review the colors used in the Patient app, which are often brand colors, to ensure they meet WCAG contrast requirements. If adjustments are needed to achieve sufficient contrast, please let us know which new colors should be applied. We recommend tools such as [WebAIM Contrast Checker](#) to quickly verify and optimize contrast levels.

Select colors for dark mode

As we prepare for dark mode, we need to add primary and secondary colors for all customers. If you already have colors optimized for dark mode, please send them to us.

If no colors are provided, we will select them for you, but you will have the option to update them later if needed. The colors must have sufficient contrast against the background color #262626 (dark gray).

For any questions or color suggestions, please contact your Customer Success Manager.

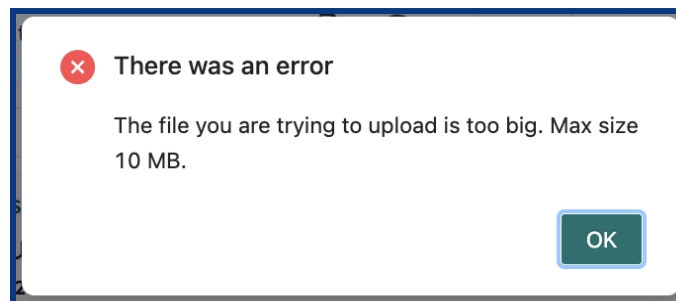
Clinic

Changes in version 4.210

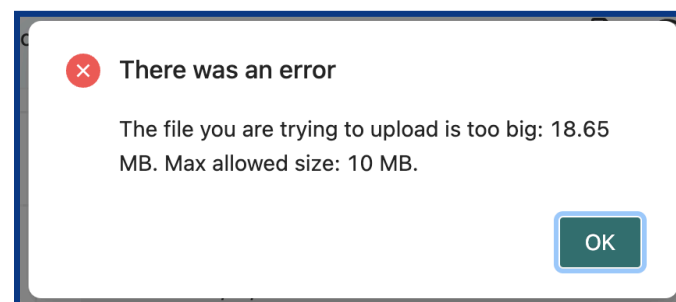
1 Error message for too big file size

An error message has been added to inform you if the file you are trying to upload is too big.

In the next release (February 11), the text will also be improved to include the size of the file you are trying to upload.



Generic error message which will be shown from this release (February 4)



Improved error message which will be shown from the next release (February 11)

2 Updated design and improved sorting for attestations

The attestations view has been redesigned with updated headers and a new sorting structure for better overview and management.

- **Renamed tabs:** The "Incoming" tab is now named "To attest", to clearly indicate that these tasks are active and require practitioner attention.
- **New tab:** The "Upcoming" tab replaces the old "Assigned to me" tab, and displays scheduled attestations for both you and your colleagues. This provides better visibility of future tasks.
- **Improved sorting:** Attestations are now divided into two clear categories:
 - **To attest** – Current attestations that need to be handled now. These are sorted by priority.
 - **Upcoming** – Attestations scheduled for the future, including those assigned to colleagues. These are sorted in ascending order based on the scheduled date.

- **Quick selection for a personalized view:** A direct link and a shortcut in the resource selector make it easier to filter and view your own attestations.


This update creates a more structured and easy-to-navigate attestations view, making planning and management more efficient.

Attestations

To attest Upcoming Created by me Attested by me

Whose attestations do you want to see? [Select myself](#) Filter by type

P24 - Platform24 Care Unit, Läkare × Select one or more types

| Patient | Prio | Content | Assignees | Role | Scheduled for |
|--|------|---------|-----------|------|---------------|
|  No attestations to display | | | | | |

Last updated a few seconds ago **0 patients with 0 attestations** < 1 > 20 Patients / page

Manage

Changes in version 3.130

1 Updated About Manage page

The *About Manage* page has been updated with a new text about Triage24 and a new address for Platform24 Healthcare AB. (MDR)

MD

platform 24
manage

Select organization:
ciamtestpartner

- Healthcare organization
- Patient apps
- Users
- Medical content >
- Business rules
- Care pathways

Ciam SuperAdmin
English

About
Collapse Menu
Logout

About Manage

Manage is the administration application for the Platform24 system which Triage24 product is part of.

Triage24

Triage24 is intended to provide patients with a recommendation of an appropriate level of care, based on urgency of the symptoms reported by the user. By doing so, the product aids with the investigation of a patient's pathological state, and supports efficient triage and effective management of healthcare resources.

Triage24 is intended to be adapted to the unique requirements and operational needs of each healthcare provider through configuration of medical content and business rules. This configuration may be performed by Platform24 or its affiliates, or directly by the healthcare provider, ensuring alignment with specific clinical workflows and organizational needs.

Triage24 is not intended for diagnosis, but to investigate the medical state of the patient to the extent necessary to provide the mentioned guidance to a suitable level of care.

Content Studio and Business rules are intended to be used to configure and adopt to the conditions and needs of a specific healthcare provider through population with medical content and business rules.

CE
2862

MD

UDI | Triage24: 7350127221004

Triage24 Medical Device Version 1
Manage 3.130.0: staging

Consult instructions for use: eIFU provided from within the product and via the manufacturer's webpage.
[Link to User Manuals](#)

Consult the instructions for use for important information such as warnings and cautions.

Triage24: 2022-11-01

Platform24 Healthcare AB
Söder Mälärstrand 57, SE-118 25 Stockholm

Medical Content

Changes in version 1.141

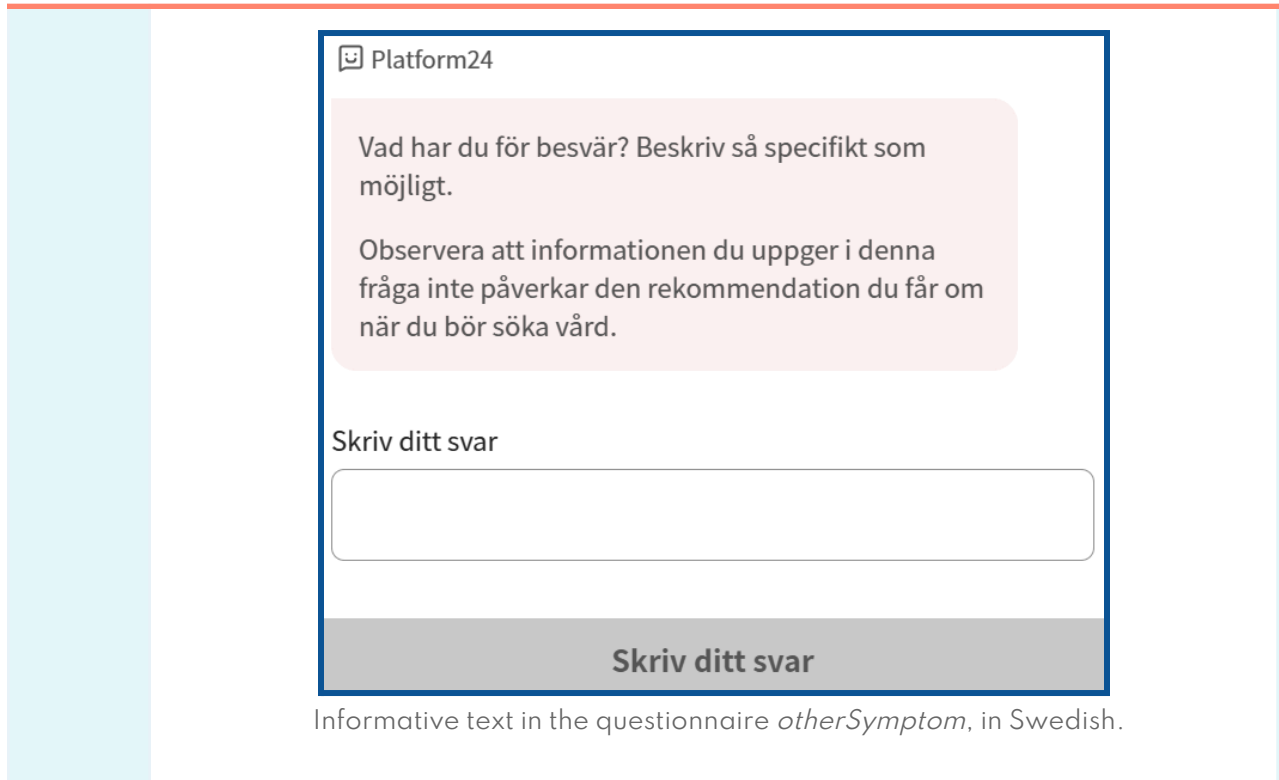
Medical content populating the Triage product

1 Improved handling of free text questions

An informative text is added in the questionnaire *otherSymptom*, which is reached by choosing “none from above” in the list of symptoms. A free text question is also removed in the questionnaire *chestPain* and one in the questionnaire *urinary*, which concerned a patients’ own description of chest issues and of the localisation of pain respectively.

The informative text in the questionnaire *otherSymptom* reads: “Please note that the information you provide in this question does not affect the recommendation you receive about when you should seek care”.

The changes apply directly upon release for all customers, except for those with partner-specific questionnaires.



The screenshot shows a mobile interface for Platform24. At the top left is the Platform24 logo. Below it is a question in Swedish: "Vad har du för besvär? Beskriv så specifikt som möjligt." followed by a note: "Observera att informationen du uppger i denna fråga inte påverkar den rekommendation du får om när du bör söka vård." Below the text is a text input field with the placeholder "Skriv ditt svar". At the bottom of the form is a grey button labeled "Skriv ditt svar".

Platform24

Vad har du för besvär? Beskriv så specifikt som möjligt.

Observera att informationen du uppger i denna fråga inte påverkar den rekommendation du får om när du bör söka vård.

Skriv ditt svar

Skriv ditt svar

Informative text in the questionnaire *otherSymptom*, in Swedish.

Observe!

What is included in the release notes is what is intended to be released. Be aware that the development is currently under regression testing and have to pass the tests in order to be released. Therefore, if a change is made to the release that will affect what is written in the release notes, a new version of release notes will be communicated.

Questions

If you have any questions, please contact Platform24 Support or your Customer Success Manager.