

Release notes

Summary

This document contains the updates included in the Patient application version 1.237, Clinic version 4.207 and the Medical content version 1.138. There are no updates on Manage in this release. The changes are expected to be launched to production on the 14th of January.

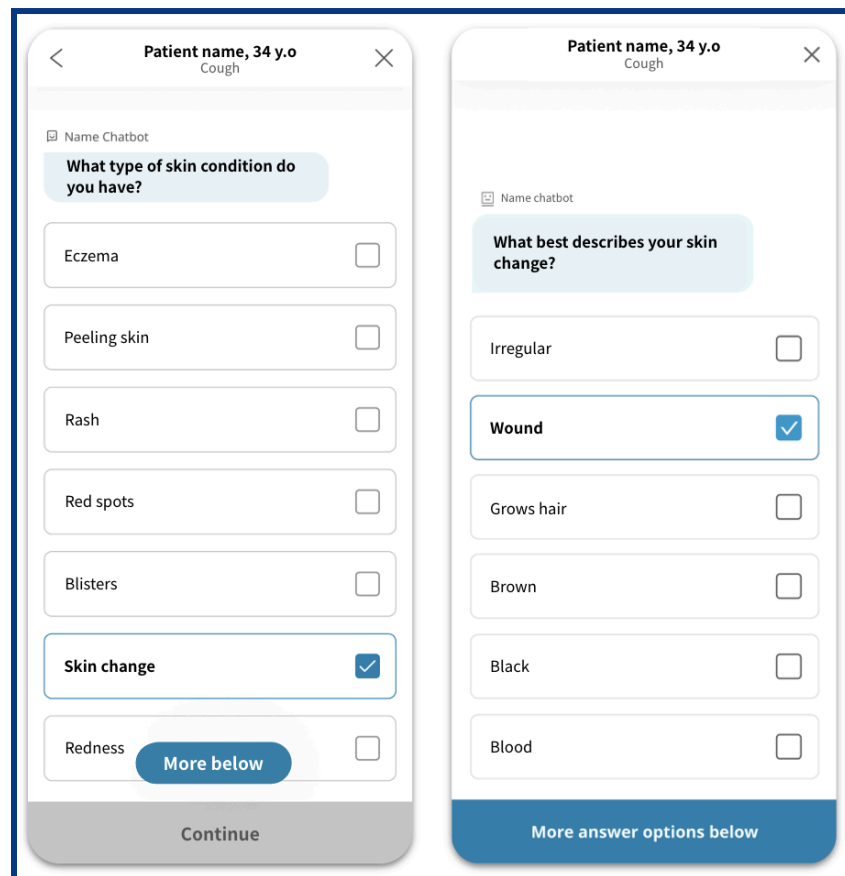
Patient application

Changes in version 1.237

1 Accessibility (WCAG) improvements in triage flow

A. Better handling of “more alternatives below” for voiceover

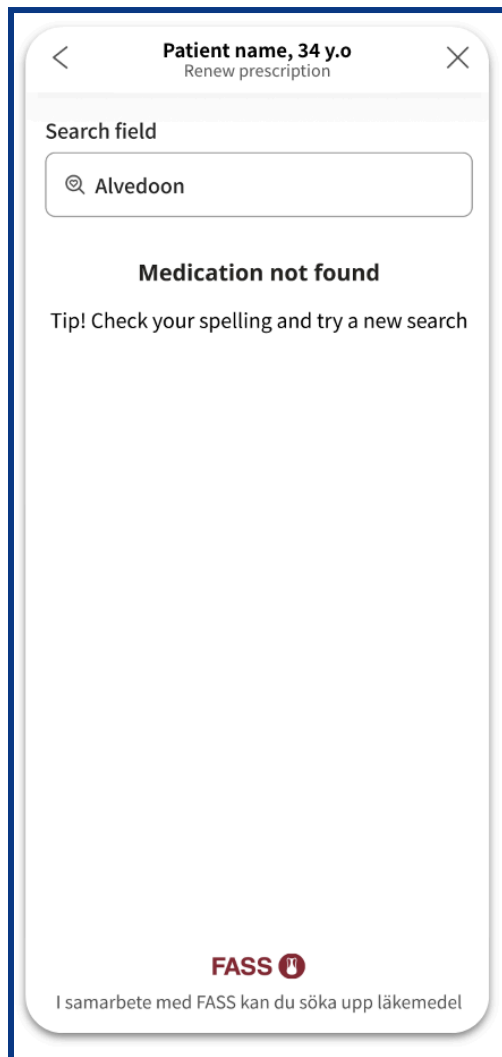
The previous way of indicating to the patient that there are more answer alternatives in a triage question did not work well with voiceover. Instead of a “floating” label indicating this, we have changed so that the CTA button says “more alternatives below”, and the patient can continue to the next question first when he/she has scrolled down to see all alternatives.



Previous solution to the left, and new improved solution to the right.

B. Better explanation when no search results in renew prescription

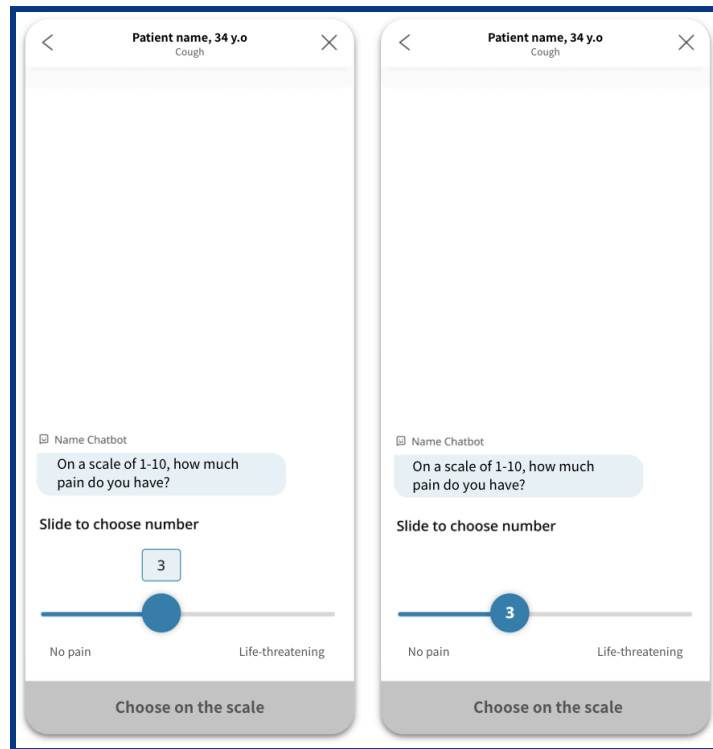
In the medication search question, as part of the prescription renewal flow, if there were no search results the patient was not properly informed of this. Now we have added a clear help text informing the patient that the medication was not found, and advising them to double-check the spelling.



Added help text if no results found.

C. Show value above the slider

For triage-questions where the patient answers by choosing value on a scale, we have made improvements so that the value is shown above the slider, in order for the patient to see the value while he/she is moving the slider. Previously the value was only shown *in* the slider, making it hard to see.



When sliding, the value is shown above the slider (left) and when the slider is released the value is shown on the slider (right).

Clinic

Changes in version 4.207

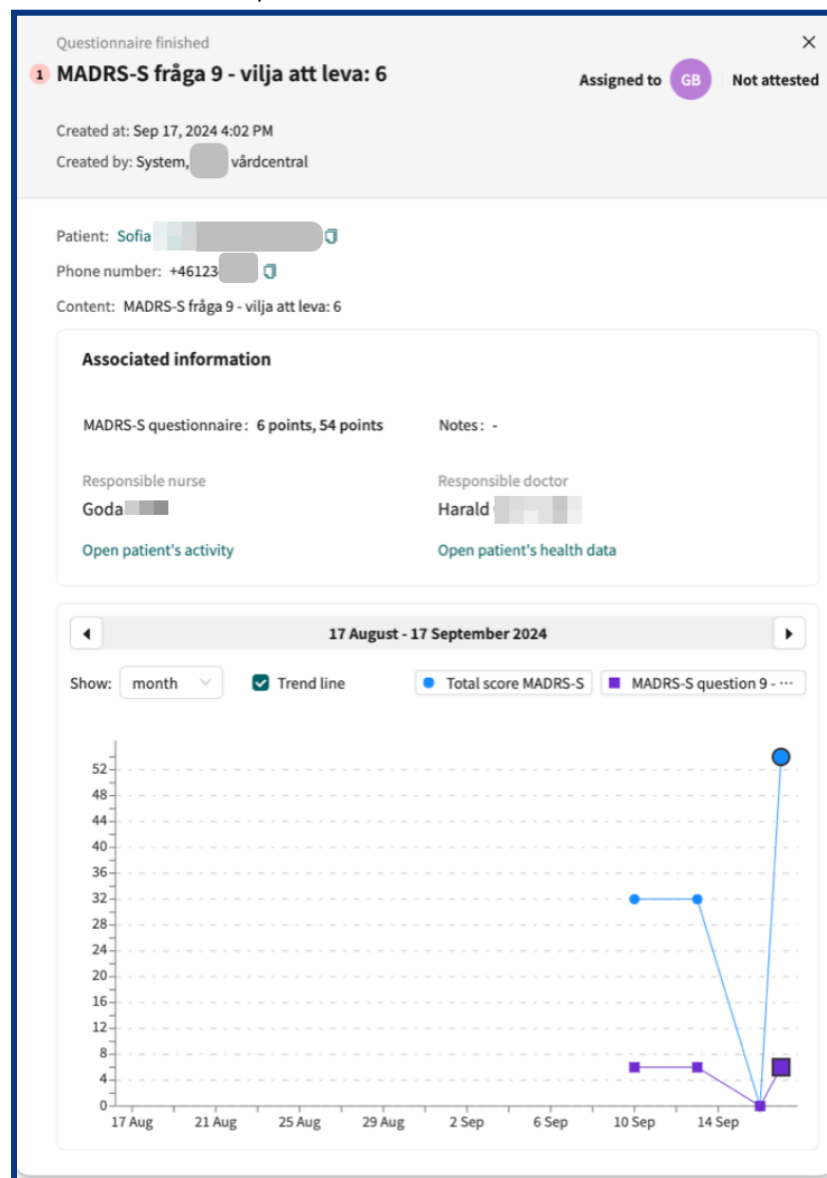
1 Attestation content synced for measurement and questionnaire attestations in remote patient monitoring

The two different attestation types for questionnaires and measurements in remote patient monitoring have been synced to include the same information.

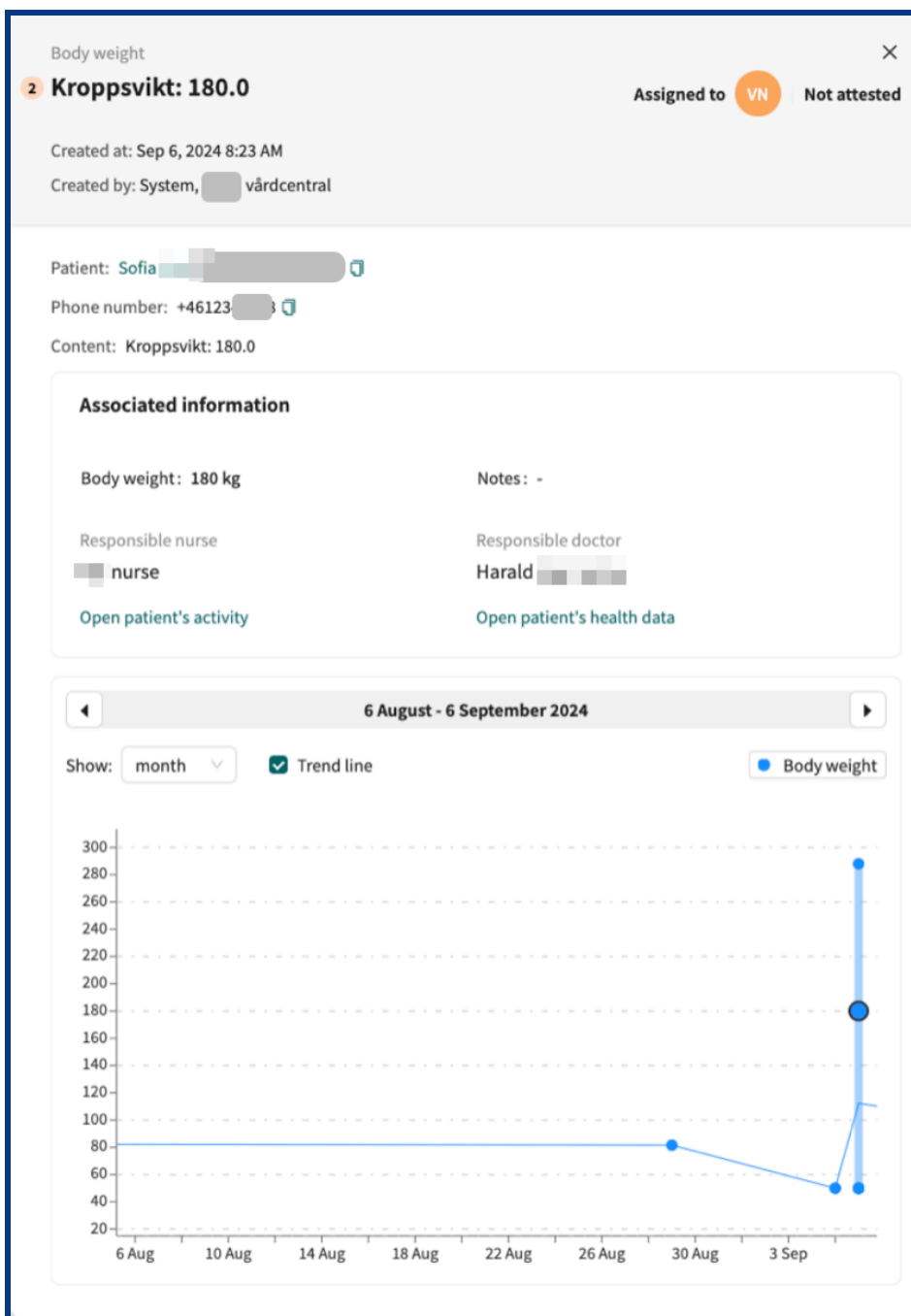
For questionnaire attestations, the following have been added:

- Link to the patient's health data
- Link to the specific activity that the attestation is triggered by
- Graph of outcome

For measurement attestations, the responsible practitioners have been added to the attestation post.



Attestation for questionnaires.

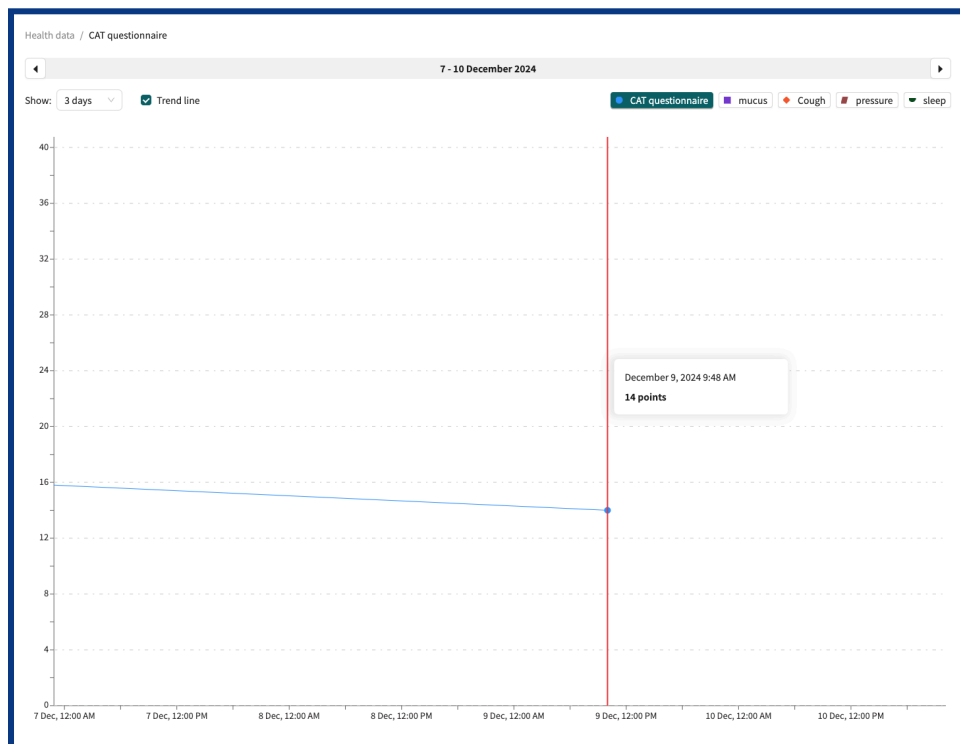


Attestation for measurements.

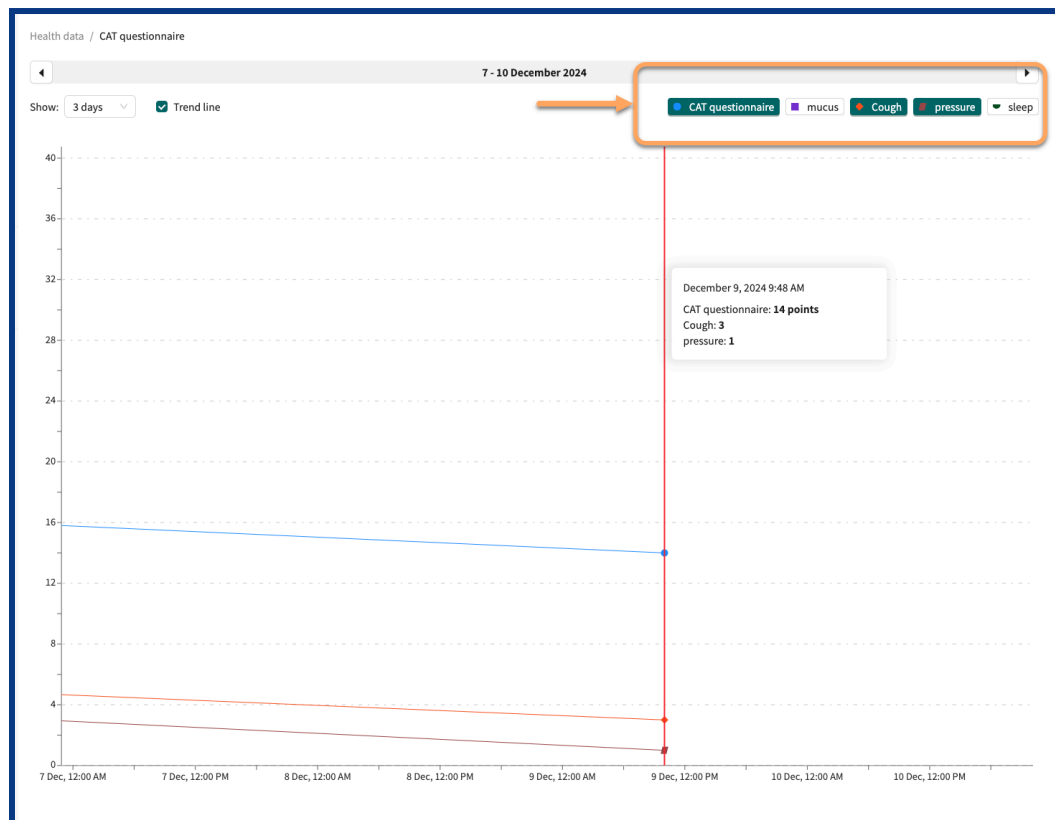
2 Adjustment in graph to be able to track multiple parameters in an assessment questionnaire

The graph has been adjusted to enable showing multiple answers from a questionnaire. This is solved by configuring the total points (or any other outcome from the questionnaire) as the primary parameter to track. This will be preselected when opening the graph. The user can then select additional data to be displayed in the graph, for instance certain answers in a questionnaire.

In order to activate this change it has to be configured. Please contact your Customer Success Manager to activate it.



The total points from the questionnaire is preselected when opening the graph.



The practitioner can select more parameters to be shown in the graph by clicking on them.

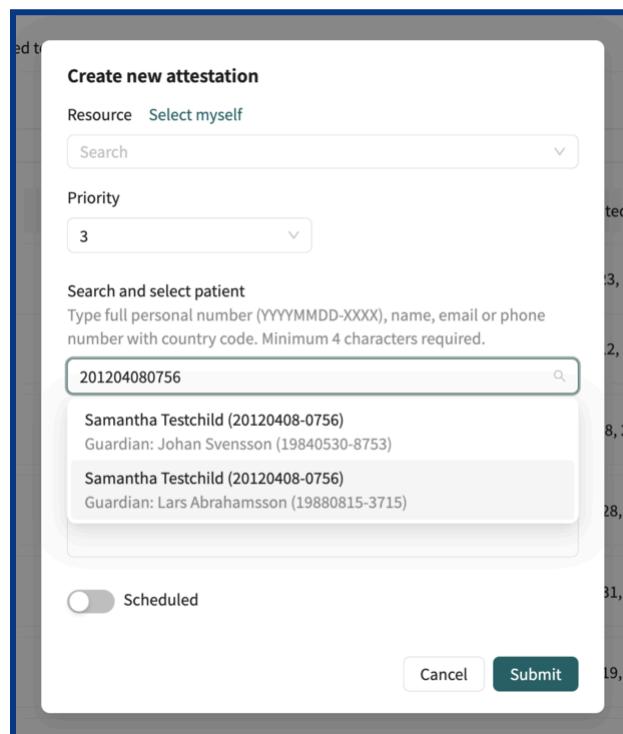
3 Only trend attestation is shown if multiple attestations with the same priority is triggered in remote patient monitoring (MDR)

MD

If the same value (measurement or questionnaire) results in multiple attestations with the same priority, only one attestation will be shown in order to avoid unnecessary attestations to be created. This is only applicable if both a trend and a threshold trigger an attestation. In that case only the trend attestation will be shown. If a value triggers multiple trend attestations with the same priority, all will be shown.

4 Enhanced attestation creation for patients with multiple guardians

When creating attestations for a child with multiple guardians present in Clinic, it is now possible to distinguish which guardian's account the attestation applies to. The guardian's name and personal number is displayed below the child's information in the selection options.



The screenshot shows a 'Create new attestation' form. At the top, there is a 'Resource' dropdown menu set to 'Select myself' and a search input field. Below that is a 'Priority' dropdown menu set to '3'. The 'Search and select patient' section includes a search input field containing '201204080756' and a search icon. Below the search input, two search results are displayed as cards. The first card shows 'Samantha Testchild (20120408-0756)' with 'Guardian: Johan Svensson (19840530-8753)'. The second card shows 'Samantha Testchild (20120408-0756)' with 'Guardian: Lars Abrahamsson (19880815-3715)'. At the bottom of the form, there is a 'Scheduled' toggle switch which is currently turned off. The 'Submit' button is highlighted in green, and a 'Cancel' button is also visible.

The names and personal identity numbers shown are fictitious and do not represent real individuals.

Medical Content

Changes in version 1.138

Medical content populating the Triage product

1 Improved handling of barking cough and breathing problems

Handling of cough and breathing issues has been improved in the questionnaires *huskiness* and *breathing*. When patients use the search word “huskiness”, there is now also a new exit with urgency level “immediate” for barking cough with breathing problems in children where self care does not help. This is to align with RGS. Earlier, these children could get urgency level “immediate” if you affirmed a sudden onset of breathing problems.

The change applies directly upon release for all customers, except for those with partner-specific questionnaires.

Platform24

Har ni provat att lindra andningsbesvären själv?

Exempel på egenvård är att uppträda lugnt och låta barnet sitta upprätt i förälders famn i minst 15-20 minuter. Det kan också hjälpa att andas sval luft utomhus eller vid ett öppet fönster.

Välj ett alternativ

Ja, och det hjälpte

Ja, men det har inte hjälpt

Nej

Fortsätt

Self care question for barking cough in the questionnaire *huskiness*, in Swedish.

Observe!

What is included in the release notes is what is intended to be released. Be aware that the development is currently under regression testing and have to pass the tests in order to be released. Therefore, if a change is made to the release that will affect what is written in the release notes, a new version of release notes will be communicated.

Questions

If you have any questions, please contact Platform24 Support or your Customer Success Manager.